

DRISPACE UNDERLAY AND FOIL APPLICATION GUIDE



NOVEMBER 2025

 **DRISPACE**
Tomorrow's build, today

OVERVIEW

Selecting the right products for specific applications is crucial to ensure reliable performance and long-lasting durability. Using products in places where underlays are exposed to prolonged heat, UV, and fumes can compromise their effectiveness and lead to costly consequences.

As a product supplier, we offer easy-to-follow guides to help you choose the appropriate products and minimise avoidable mistakes.

It is essential to carefully assess compatibility and intended use to ensure suitability. For advice on specific applications, we recommend consulting with industry experts or designers.


DriSpace Roof Products:

1. RU24, FRU36, FRU38, EcoDri FR: Vapour-permeable, absorbent, and water-resistant synthetic roof underlays
2. W8, W11: Vapour barrier, non-absorbent, water resistant white faced foil
3. NoDrip®: A self-adhesive polyester fleece, which absorbs condensate from the roof cladding.


USE CASE	PRODUCT
Residential Roof: Single Dwelling/Stand alone (Where fire retardancy is NOT required)	DriStud RU24
Residential Roof: Multi unit/Attached (Where fire retardancy is required)	DriStud FRU36 or DriStud FRU38 or EcoDri FR
Offices	DriStud FRU38 or EcoDri FR
Self-adhering Underlay	ProctorPassive Wraptite SA
Interior lining in commercial and industrial buildings	DriStud W11/W8 or NoDrip®
Animal sheds, chemical storage, or workshop applications	DriStud W11/W8* or NoDrip®

**Factors such as chemicals, fumes, and activities should be considered on a case by case basis to determine the compatibility and suitability of the products for each application. We strongly advise consulting with industry experts or designers.*

SYNTHETIC UNDERLAYS USED IN UNSUITABLE APPLICATIONS




SOFFIT



SHED OVERHANG OR CARPORT



RESIDENTIAL OVERHANG



UNDERLAYS EXPOSED TO UV RADIATION FROM WINDOWS

www.drispace.co.nz

technical@drispace.co.nz

Distributed by DriSpace - a division of TCL Hunt
7 Fisher Crescent, Mt. Wellington
Auckland, New Zealand

DRISTUD VAPOUR PERMEABLE UNDERLAYS

PRODUCTS

- NON-FIRE RETARDANT: DriStud RU24
- FIRE RETARDANT: DriStud FRU36, DriStud FRU38 and EcoDri FR

SCOPE OF USE

DriStud Roof Underlay is designed for use in lined buildings and dwellings including; residential, commercial, and office roofs.

Roof claddings, especially with a wide contact area are less effective at managing condensation. Install **VENT** to introduce airflow (passive ventilation), which helps manage internal moisture and minimize condensation in the roof cavity.

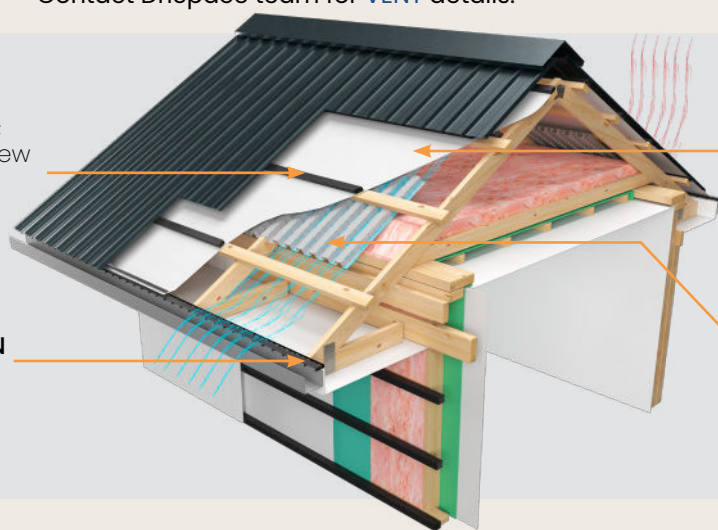
Contact DriSpace team for **VENT** details.

VENT VB10

BRANZ Appraised ventilation & drainage batten to prevent dew point condensation



VENT G1200N/G2500N
Over Fascia Vent



VAPOUR PERMEABLE ROOFING UNDERLAY

CodeMark™ Certified
DriStud Underlays – FRU38, FRU36, RU24, EcoDri FR



VENT G502CL

Insulation Guard/Roll Panel Vent

LIMITATIONS OF USE

AVOID UV RADIATION EXPOSURE:

Prolonged exposure to UV radiation and reflected UV can cause synthetic underlays to become brittle and delaminate.

Do not use in unlined applications, such as:

- On exposed roofs (without walls)
- Canopies
- Carports
- Eaves overhang
- Underneath translucent or transparent roofing
- Sheds with windows, doors and clear roofing allowing UV or reflected UV

AVOID GAS/CHEMICAL EXPOSURE:

Prolonged exposure to gas or chemicals can cause synthetic underlays to degrade.

Do not use in unlined applications such as:

- Animal or agricultural sheds
- Chemical storage areas
- Workshops that are at risk of fume exposure

Enhancing Roof Underlay Durability and Preventing Condensation:

The surface temperature of metal cladding can exceed 90°C. When synthetic roof underlays come into direct contact with trapezoidal or trough-profile metal cladding (particularly in darker colours) their durability may be compromised. Additionally, condensation may form beneath the underlays under certain conditions.

To enhance the durability of roof underlays and reduce the risk of dew point condensation, it is recommended to create a separation between the roof underlay and the metal cladding. This can be achieved by installing VB10—a 10mm ventilated drainage batten or drainage mat—above the roof underlay to provide the necessary separation.

WHITE FACED FOIL (VAPOUR BARRIER)

PRODUCTS

- W8: 153gsm vapour barrier white faced foil
- W11: 190gsm vapour barrier white faced foil (CodeMark™ Certified)

SCOPE OF USE

- Suitable for industrial buildings, warehouses, sports stadiums, sheds and workshops as roof and wall lining.
- For animal sheds, chemical storage, and workshop applications, check the compatibility of the relevant gases and chemicals. The overlaps must be taped to prevent gas infiltration into the roof.

LIMITATIONS OF USE

DO NOT USE:

- White-faced foil provides significantly higher UV resistance compared to synthetic underlays, making it generally suitable for unlined buildings such as sheds, however, it is not impervious to damage, and prolonged exposure to UV radiation will lead to material degradation. To enhance the product's lifespan, direct and reflected UV exposure to white-faced foil should be minimized whenever possible. This precaution helps preserve its durability and long-term performance.
- It is essential to install the white-faced foil in a well ventilated area to prevent condensation from forming on its underside
- Avoid wet concrete contact. Complete concreting before foil installation.
- Stains may result on the white face if exposed to dust for a prolonged period.
- If installed within 500 metres of the sea where foil surfaces may be exposed to a corrosive atmosphere (including agricultural sheds), foil surfaces should face an enclosed, un-vented air space.

(Optional) If concerned about dripping and ways to prevent it: Install VB10, a 10mm ventilated and drainage batten, or HC8 Drainage Mat above the white faced foil to create separation from the cladding. This will mitigate dew point condensation and enhance durability.

SUITABLE APPLICATIONS FOR WHITE FACED FOIL



Port of Tauranga



VISY Packaging Facility - Waikato



Port of Tauranga

NO DRIP

PRODUCT

A self-adhesive absorbent fleece that controls condensation and prevents it from dripping down. When applied to metal roof cladding, it is known as NoDrip®. Sufficient ventilation below the roof effectively prevents condensate from dripping off.

SCOPE OF USE

NoDrip® is suitable for the following applications:

- Industrial and commercial buildings
- Grandstands, stadiums and sports halls
- Agricultural buildings and stables
- Parking spaces for machines and vehicles

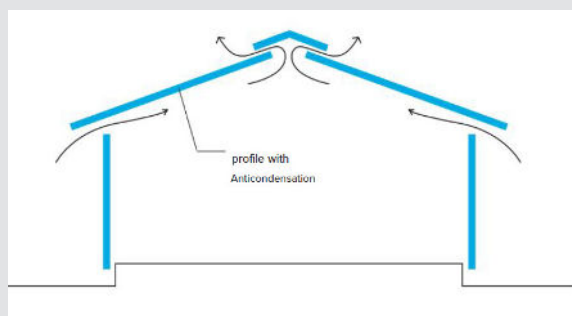
LIMITATIONS OF USE

CONDITION:

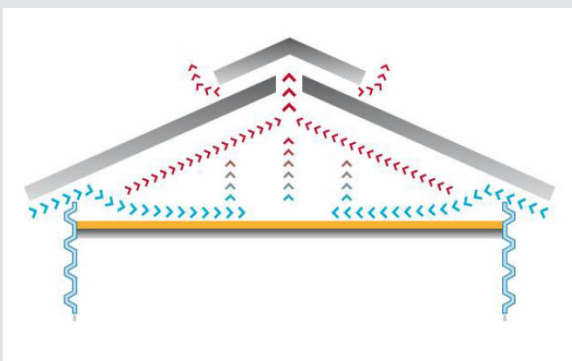
1. All panels on which NoDrip® is applied must be handled with care. Any tension, shear force or any contamination may have a negative effect on the adhesion, directly after production and in the future.
2. Sliding the panels over the roof beams must be avoided.
3. Direct contact with water or excessive exposure to water splashes must be avoided.
4. NoDrip® should be applied in direct sunlight free areas without mechanical stresses. Prolonged exposure of direct UV will degrade NoDrip® fleece.
5. Proper ventilation is essential. In high humidity or periods of extreme condensation without ventilation, the felt can become damp and may start to drip.

It is imperative that customers verify the suitability of NoDrip-applied metal cladding for their specific applications. Please contact your preferred rollformer for more details.

VENTILATION RECOMMENDATIONS



The anti-condensation fleece must be supplemented with effective ventilation of the entire roof area so that humidity inside the building is minimised and the fleece can dry continuously.



Adequate ventilation in an insulated building with air intake at the sides and exhaust at the top of the roof.



DRISPACE IS A DIVISION OF



7-9 Fisher Crescent Mt Wellington Auckland 1060
p: 0800 374 7883
e: technical@drispace.co.nz
www.drispace.co.nz

